

**Graduate Survey Data
Fall 2018-August 2019**

The data below represents one academic year’s worth of survey data for the College of Innovation and Solution. The surveys were administered to all graduates in three cohorts (Fall 2018, Spring 2019, Summer 2019). The primary goal was to determine if graduates had found employment within six months of graduation.

After the collection of data from Fall 2018, it was determined that the format of some questions had led to some confusion. The survey was altered slightly for the last two cohorts to remedy this. There were also new questions about place of employment and job title on the Spring and Summer surveys. It will be noted in the data below when the data is only relevant for the last two surveys.

Survey Response Rate	
Lukenda School of Business	70.00%
School of Computer Science and Mathematics	76.20%
School of Engineering and Technology	95.80%
Overall	77.10%

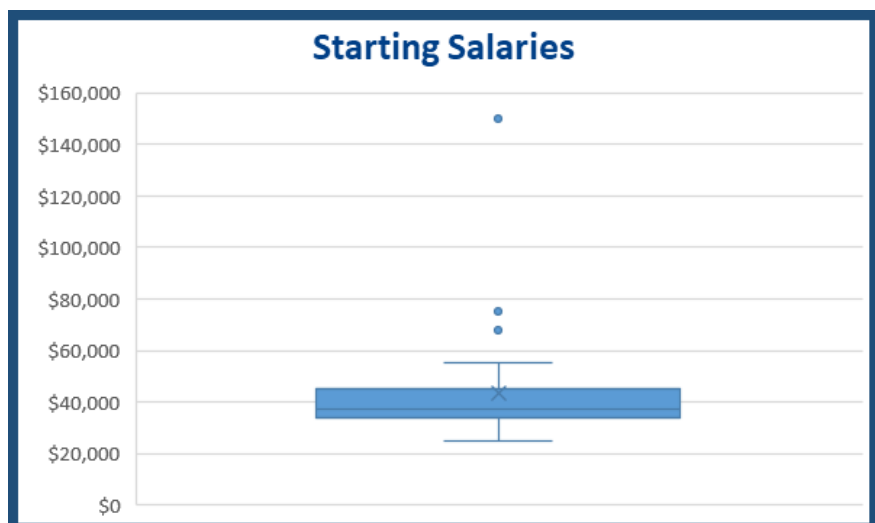
Lukenda School of Business

Fast facts from respondents:

- 97.6% employed or in graduate school (or both)
- 16.6% are in graduate school
- 14.3% are continuing other educational pursuits for professional certifications
- 79.5% employed in Michigan
- 78.3% employed in field
- 57.1% of those in graduate school were accepted to one of their top three choices

Starting Salary Statistics of Those in Field

Average: \$43,569
Median: \$37,200
Standard Deviation: \$22,113



Examples of Graduate Schools:

DeVry University
Michigan State University
Ohio Northern University
Oklahoma State University
University of Michigan

Examples of Job Titles and Employers*:

Accountant at **Titletown Oil Corp**
Accountant and Office Manager at **Paulson & Johnson CPAs**
Accounting Assistant at **Scotland Oil Company**
Accounting Clerk for **Schoolcraft County**
Assistant Store Manager at **Walmart**
Central Receiver at **Louisiana Pacific**
City Assessor for the **City of Escanaba**
Commercial Loan Clerk at **West Shore Bank**
Coordinator of Social Media and Student Engagement at **Lake Superior State University**
Co-Owner of **Chenier's Greenhouse**
Employment Coordinator at **Hannahville Indian Community**
Enforcement Case Worker at **Delta County Friend of the Court**
Financial Advisor at **Hantz Group**
Financial Analyst and Implementation Specialist at **Urban Energy Solutions LLC**
Legal Assistant at **VanderBroek Law**
Manager at **Sklarczyk Seed Farms**
Marketing Director at **L&C Enterprises**
Marketing and Public Relations Manager at **Full Potential Physical Therapy**
Mortgage Loan Originator at **Quicken Loans**
Staff Accountant at **Anderson, Tackman & Co.**
Staff Accountant at **Hantz Tax & Business**
Staff Accountant at **Precision Edge Surgical Products**
Staff Accountant at **Rasmussen, Teller, O'Neil & Christman**

*This job/employer data is from Spring and Summer graduates only.

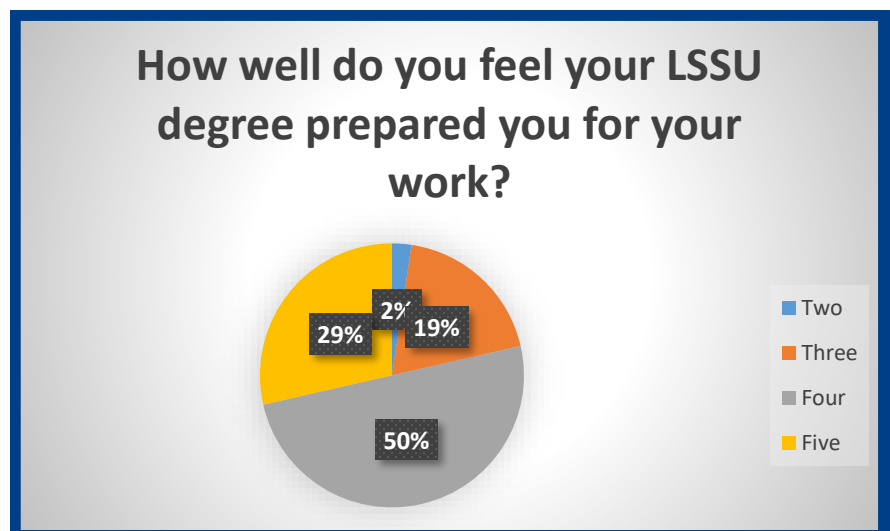
How well do you feel your LSSU degree prepared you for your work?

1 = not well prepared, 3 = neutral, 5 = well prepared

Average: 4.0

Median: 4

79% chose 4 or 5 on a five point scale



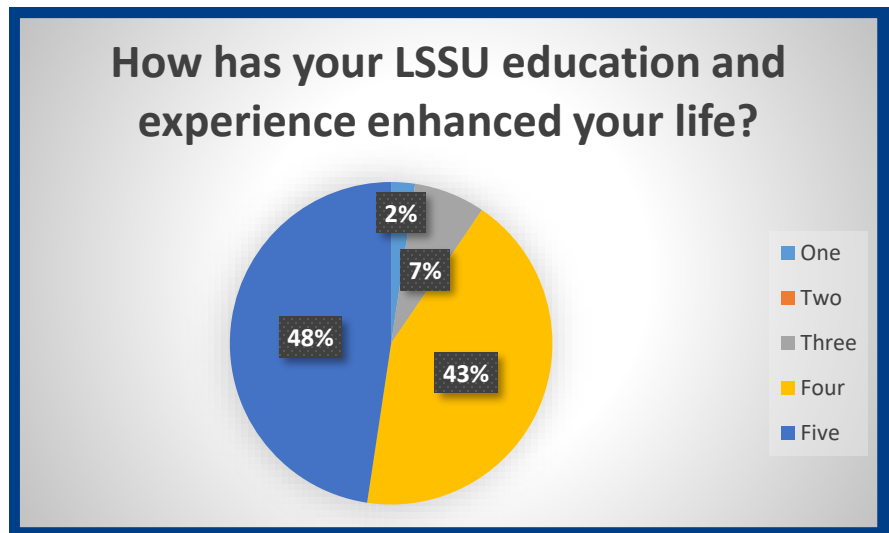
How has your LSSU education and experience enhanced your life?

1 = not enhanced, 3 = neutral, 5 = positively enhanced my life

Average: 4.3

Median: 4

91% chose 4 or 5 on a five point scale



School of Computer Science and Mathematics

Fast facts from respondents:


- 100% employed or in graduate school (or both)
- 6.3% are in graduate school
- 6.3% are continuing other educational pursuits for professional certifications
- 62.5% employed in Michigan
- 87.5% employed in field
- 100% of those in graduate school were accepted to one of their top three choices

Starting Salary Statistics of Those in Field

Average: \$51,909

Median: \$55,000

Standard Deviation: \$13,693



Example of Graduate School:
Michigan Technological University

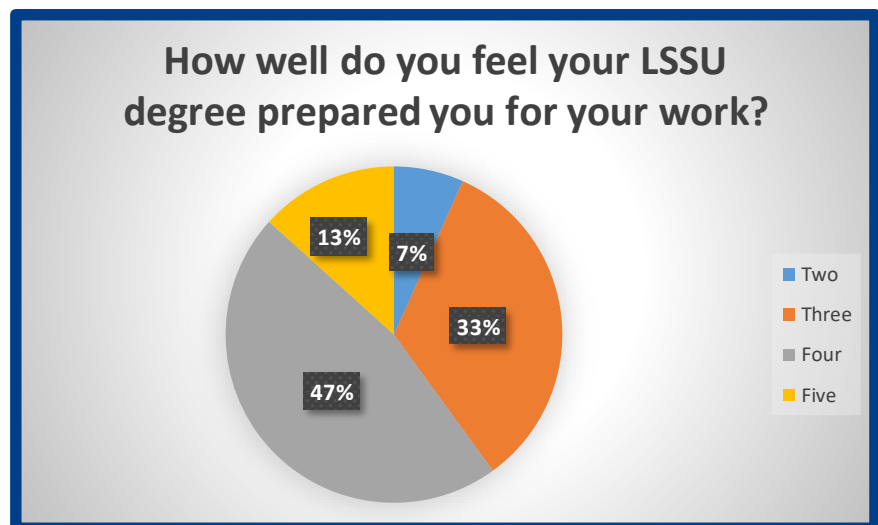
Examples of Job Titles and Employers*:
Applications Developer at **Blue Cross Blue Shield of Michigan**
Front End Web Designer at **Salamander Technologies**
I.T. Systems Specialist at **Lake Superior State University**
Officer with the **United States Secret Service**
Service Desk Technician at **Kidango**
Underwriter at **United Shore**

*This job/employer data is from Spring and Summer graduates only.

How well do you feel your LSSU degree prepared you for your work?
1 = not well prepared, 3 = neutral, 5 = well prepared

Average: 3.7
Median: 4

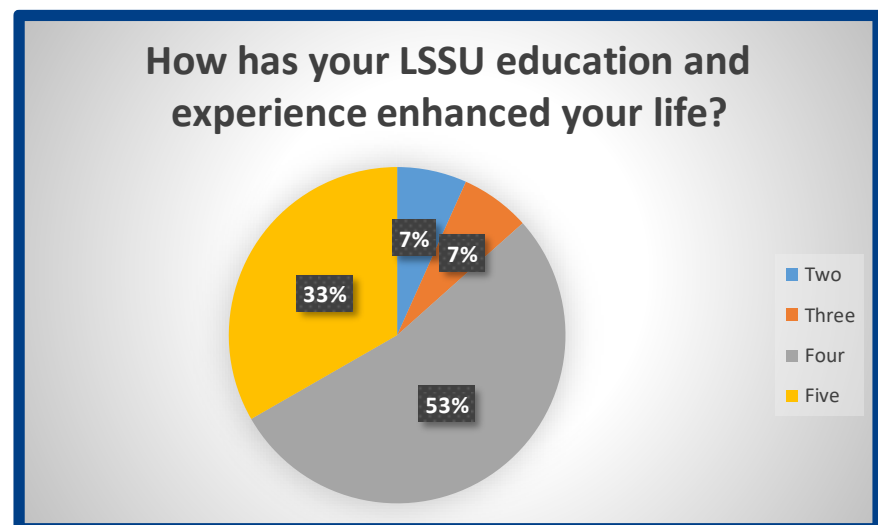
60% chose 4 or 5 on a five point scale



How has your LSSU education and experience enhanced your life?
1 = not enhanced, 3 = neutral, 5 = positively enhanced my life

Average: 4.1
Median: 4

86% chose 4 or 5 on a five point scale



School of Engineering and Technology

Fast facts from respondents:


- 100% employed or in graduate school (or both)
- 8.7% are in graduate school
- 8.7% are continuing other educational pursuits for professional certifications or bachelor's degrees
- 85% employed in Michigan
- 100% employed in field
- 100% of those in graduate school were accepted to one of their top three choices

Starting Salary Statistics of Those in Field

Average: \$61,290

Median: \$60,000

Standard Deviation: \$8,799



Examples of Graduate Schools:

University of Illinois Urbana-Champaign

University of North Florida

Examples of Job Titles and Employers*:

Area Maintenance Supervisor at **Fiat Chrysler Automobiles**

Automation Engineer at **AMT**

CAD Designer at **Systems Control**

Controls Engineer at **JR Automation**

Development Engineer at **Continental**

Field Service Representative at **Suez Water Technologies**

Manufacturing Engineer at **Artic Cat**

Mechanical Engineer at **JR Automation**

Production Engineer at **Tac Manufacturing**

Quality Engineer at **Precision Edge**

Robot/PLC Programmer at **R&E Automated**

Robot Programmer at **Kuka Systems North America**

Robotics Systems Engineer at **Acme Manufacturing**

*This job/employer data is from Spring and Summer graduates only.

How well do you feel your LSSU degree prepared you for your work?

1 = not well prepared, 3 = neutral, 5 = well prepared

Average: 4.0

Median: 4

83% chose 4 or 5 on a five point scale



How has your LSSU education and experience enhanced your life?

1 = not enhanced, 3 = neutral, 5 = positively enhanced my life

Average: 4.2

Median: 5

83% chose 4 or 5 on a five point scale

