



LAKE SUPERIOR STATE UNIVERSITY

2021 Graduate Survey Report

The data in this report is a summary of data taken from the Spring, Fall, and Summer 2021 Graduate Surveys. It also includes general information about the number of degrees awarded and the level of degree. The survey is administered through the Class Climate system graduates six months after graduation.

Degrees Awarded

There were **486 degrees** awarded in 2021 to 368 **unique individuals**. The percentage of the degrees awarded at each level are given below.

Level	Number of Degrees	Percentage of Degrees
Certificate	19	3.9%
Associate	134	27.6%
Bachelor's	333	68.5%
	486	100.0%

Table 1: Number and Percentage of Degrees by Level

Many students earned multiple degrees. The following table breaks the data down by the number of degrees earned.

Number of Degrees Earned	Number of Graduates	Percentage of Graduates
One Degree	269	73.1%
Two Degrees	84	22.8%
Three Degrees	13	3.5%
Four Degrees	1	0.3%
Five Degrees	0	0.0%
Six Degrees	1	0.3%
	368	100.0%

Table 2: Number of Concurrent Degrees Earned by Graduates

The number of degrees are broken down by College and School in **Table 3**. For a list of programs by School, please see **Appendix A**. These data show that the College of Science and the Environment awarded the most degrees and had the most individuals at the college-level. The School of Criminal Justice, Fire Science, and Emergency Services had this distinction at the school-level. *Note that some individuals earned degrees from two different Schools, so the numbers in the last column will not sum to 368. A majority of students earning multiple degrees, earned those degrees from the same School.

College	School	Degrees Awarded	Individuals by School*
College of Criminal Justice and Emergency Responders	School of Criminal Justice, Fire Science, and Emergency Services	104	68
College of Education and Liberal Arts	School of Arts and Letters	5	5
	School of Education	27	25
	School of General Studies	42	40
College of Health and Behavior	School of Kinesiology and Behavioral Sciences	59	43
	School of Nursing	37	37
College of Innovation and Solutions	Lukenda School of Business	61	53
	School of Computer Science and Mathematics	8	8
	School of Engineering and Technology	28	25
College of Science and the Environment	School of Natural Resources and Environment	58	49
	School of Science and Medicine	57	44
		486	

Table 3: Number of Degrees and Individuals by School

Response Rate

The **overall response rate of those surveyed was 52.4%**. Removing overlap from multiple degrees across Schools in order to not double-count individuals, the response rate can be broken down as follows in **Table 4**.

College	School	Individuals	Responses by Individual	Response Rate by Degree	
College of Criminal Justice and Emergency Responders	School of Criminal Justice, Fire Science, and Emergency Services	67	13	19.4%	19.4%
College of Education and Liberal Arts	School of Arts and Letters	4	1	25.0%	29.8%
	School of Education	25	11	44.0%	
	School of General Studies	18	2	11.1%	
College of Health and Behavior	Sciences	41	20	48.8%	53.8%
	School of Nursing	37	22	59.5%	
College of Innovation and Solutions	Lukenda School of Business	53	42	79.2%	80.2%
	Mathematics	8	7	87.5%	
	School of Engineering and Technology	25	20	80.0%	
College of Science and the Environment	Environment	49	26	53.1%	61.1%
	School of Science and Medicine	41	29	70.7%	
		368	193	52.4%	

Table 4: Individual Response Rate by School

If one instead bases the response rate on degrees conferred, the rates are as in **Table 5**.

College	School	Degrees	Responses by Degree	Response Rate	
College of Criminal Justice and Emergency Responders	School of Criminal Justice, Fire Science, and Emergency Services	104	29	27.9%	27.9%
College of Education and Liberal Arts	School of Arts and Letters	5	1	20.0%	39.2%
	School of Education	27	13	48.1%	
	School of General Studies	42	15	35.7%	
College of Health and Behavior	Sciences	59	31	52.5%	55.2%
	School of Nursing	37	22	59.5%	
College of Innovation and Solutions	Lukenda School of Business	61	49	80.3%	80.4%
	Mathematics	8	7	87.5%	
	School of Engineering and Technology	28	22	78.6%	
College of Science and the Environment	Environment	58	31	53.4%	62.6%
	School of Science and Medicine	57	41	71.9%	
		486	261	53.7%	

Table 5 Response Rate by Degrees Conferred

Employment

There are multiple questions on the survey about employment and employment in the field. The data in the next two tables also include some information about students continuing their education. Because students earning only an associate degree often continue and many of our programs have a high percentage of students seeking further study, it is valuable to view these numbers together. In a later section, those continuing their education will be broken down further to differentiate between those seeking further certification, associate degrees, bachelor’s degrees, professional degrees, or graduate degrees.

Table 6 provides information about the employment and educational status of graduates by individual. The rates are separated by school. In most cases, there is some overlap between graduates who are employed with those who are continuing their education, so the overall rate is also included. The overall rate is up from **89.6% in 2020**. This seems to indicate we are recovering from the impact of Covid.

School	Employment Rate	Continuing Their Education	Employed or Continuing Their Education
School of Criminal Justice, Fire Science, and Emergency Services	93.8%	6.3%	93.8%
School of Arts and Letters	100.0%	0.0%	100.0%
School of Education	90.9%	36.4%	90.9%
School of General Studies	93.3%	25.0%	93.3%
School of Kinesiology and Behavioral Sciences	57.1%	71.4%	100.0%
School of Nursing	100.0%	4.5%	100.0%
Lukenda School of Business	95.2%	23.8%	100.0%
School of Computer Science and Mathematics	85.7%	42.9%	85.7%
School of Engineering and Technology	100.0%	10.0%	100.0%
School of Natural Resources and Environment	92.3%	19.2%	96.2%
School of Science and Medicine	83.3%	53.3%	96.7%
Overall	89.1%	29.0%	97.4%

Table 6: Rates of Employment and Continued Studies

Graduates were also asked if they were employed in a field related to their major. That information is included in **Table 7**, again seen through the lens of continuing studies. In 2020, we found that the pandemic had affected employment in the field of study more than it had employment. The overall rate below is rebounding from **75.1% in 2020**. Examples of employers and job titles are provided in **Appendix B**.

School	Employed in Field	Continuing Their Education	Employed in Field or Continuing Their Education
School of Criminal Justice, Fire Science, and Emergency Services	87.5%	6.3%	87.5%
School of Arts and Letters	100.0%	0.0%	100.0%
School of Education	81.8%	36.4%	81.8%
School of General Studies	86.7%	25.0%	86.7%
School of Kinesiology and Behavioral Sciences	38.1%	71.4%	85.7%
School of Nursing	100.0%	4.5%	100.0%
Lukenda School of Business	83.3%	23.8%	88.1%
School of Computer Science and Mathematics	57.1%	42.9%	85.7%
School of Engineering and Technology	95.0%	10.0%	95.0%
School of Natural Resources and Environment	84.6%	19.2%	96.2%
School of Science and Medicine	70.0%	53.3%	83.3%
Overall	78.8%	29.0%	89.6%

Table 7: Employment in Field and Continuing Studies Rates

In addition to the information in **Table 7**, four LSSU graduates are now professional athletes, three in hockey from the Lukenda School of Business, and one in golf from the School of Natural Resources and the Environment. When professional athletes are included in the above numbers, the percentage increases to **90.2%**

As in 2020, the survey gauges the impact of Covid-19 on LSSU Graduates with a question that asks, “Has the COVID-19 pandemic caused the loss of a job or a job offer to be rescinded?” The rates of those reported in **Table 8**. In **2020, 30.8%** of graduates reported that they had been impacted. Again we notice a positive trend in 2021.

School	Impacted by Covid
School of Criminal Justice, Fire Science, and Emergency Services	6.3%
School of Arts and Letters	0.0%
School of Education	0.0%
School of General Studies	0.0%
School of Kinesiology and Behavioral Sciences	14.3%
School of Nursing	4.5%
Lukenda School of Business	2.4%
School of Computer Science and Mathematics	28.6%
School of Engineering and Technology	5.0%
School of Natural Resources and Environment	11.5%
School of Science and Medicine	3.3%
Overall	6.7%

Table 8: Employment Impacted by Covid-19

Graduates were also asked whether or not they were actively seeking employment. These rates are included in **Table 9**. The overall rate fell from **11.4% in 2020**.

School	Actively Seeking Employment
School of Criminal Justice, Fire Science, and Emergency Services	6.3%
School of Arts and Letters	0.0%
School of Education	0.0%
School of General Studies	6.7%
School of Kinesiology and Behavioral Sciences	4.8%
School of Nursing	0.0%
Lukenda School of Business	0.0%
School of Computer Science and Mathematics	28.6%
School of Engineering and Technology	5.0%
School of Natural Resources and Environment	7.7%
School of Science and Medicine	3.3%
Overall	4.1%

Table 9: Graduates Actively Seeking Employment

Graduates were asked whether or not they were employed in the state of Michigan. The rates in **Table 10** represent graduates employed in Michigan as a percentage of graduates who are employed (and not as overall rates which include those who are not employed). This value fell slightly from **77.1% in 2020**.

School	Employed in Michigan
School of Criminal Justice, Fire Science, and Emergency Services	80.0%
School of Arts and Letters	100.0%
School of Education	90.0%
School of General Studies	92.9%
School of Kinesiology and Behavioral Sciences	91.7%
School of Nursing	100.0%
Lukenda School of Business	75.0%
School of Computer Science and Mathematics	83.3%
School of Engineering and Technology	70.0%
School of Natural Resources and Environment	54.2%
School of Science and Medicine	72.0%
Overall	75.6%

Table 10: Employed in Michigan

Graduates were asked for their starting salary. The data below in **Table 11** is based upon those graduates who said that they were employed in a field related to their major and who provided salary data. The data excludes graduate teaching and research assistantship salaries.

School	Average Salary in the Field	Median Salary in the Field
School of Criminal Justice, Fire Science, and Emergency Services	\$43,429	\$41,000
School of Arts and Letters	None Reported	None Reported
School of Education	\$31,429	\$33,000
School of General Studies	\$39,167	\$33,500
School of Kinesiology and Behavioral Sciences	\$33,639	\$35,000
School of Nursing	\$55,469	\$55,500
Lukenda School of Business	\$36,093	\$36,000
School of Computer Science and Mathematics	\$70,000	\$70,000
School of Engineering and Technology	\$67,107	70,500
School of Natural Resources and Environment	\$33,588	\$35,000
School of Science and Medicine	\$41,733	\$44,000
Overall	\$44,133	\$40,000

Table 11: Average and Median Salaries in Field

In Figure 12, boxplots showing the spread of the salary data.

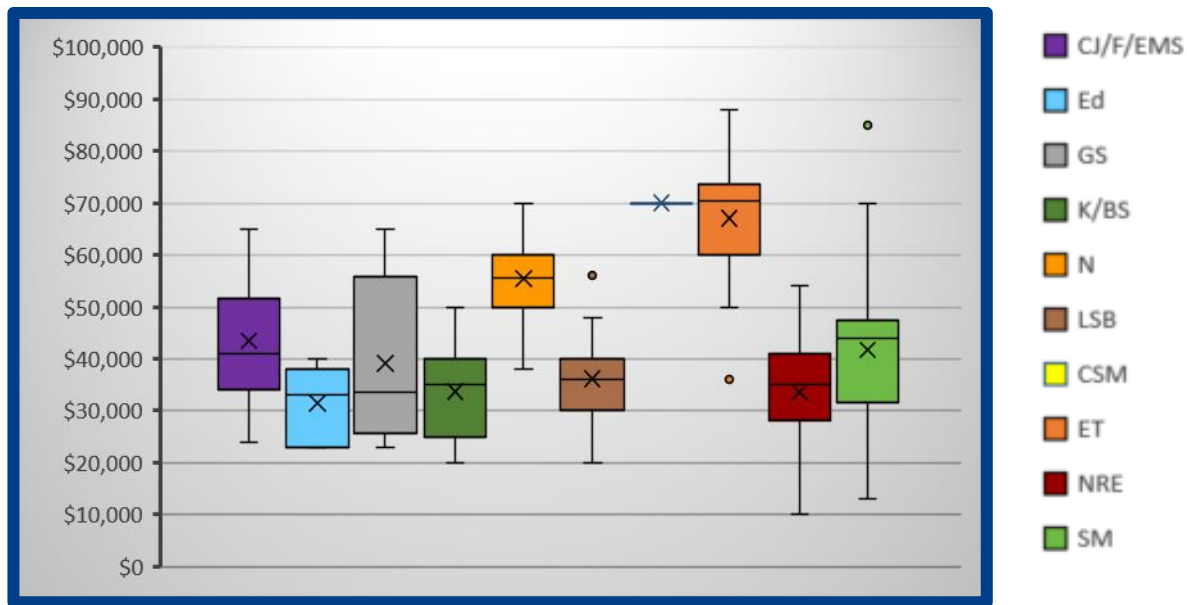


Figure 12: Spread of Salary Data

Continued Studies

The breakdown of the percentage of graduates who are continuing their studies is included in **Table 13**. A list of example graduate and professional schools is located in **Appendix C**. The percentage fell slightly from **31.4% in 2020**.

School	Certificate	Associate	Bachelor's	Master's	Doctorate	Professional	Non-Degree	Total
School of Criminal Justice, Fire Science, and Emergency Services					6.3%			6.3%
School of Arts and Letters								0.0%
School of Education	9.1%			27.3%				36.4%
School of General Studies	6.7%	6.7%		13.3%				25.0%
School of Kinesiology and Behavioral Sciences			4.8%	33.3%	33.3%			71.4%
School of Nursing				4.5%				4.5%
Lukenda School of Business	2.4%		2.4%	16.7%		2.4%		23.8%
School of Computer Science and Mathematics				42.9%				42.9%
School of Engineering and Technology				5.0%	5.0%			10.0%
School of Natural Resources and Environment				11.5%			7.7%	19.2%
School of Science and Medicine			3.3%	26.7%	16.7%	6.7%		53.3%
Overall	1.0%	0.5%	1.6%	17.1%	6.2%	1.6%	1.0%	29.0%

Table 13: Percentage of Graduates Continuing Studies by Level

For those who are continuing in graduate and professional school, respondents further indicated whether or not they were admitted into one of their top three choices at the following rates. These data are summarized in **Table 14**.

School	Selected into Top 3
School of Criminal Justice, Fire Science, and Emergency Services	100.0%
School of Arts and Letters	Not Applicable
School of Education	33.3%
School of General Studies	50.0%
School of Kinesiology and Behavioral Sciences	71.4%
School of Nursing	0.0%
Lukenda School of Business	37.5%
School of Computer Science and Mathematics	33.3%
School of Engineering and Technology	50.0%
School of Natural Resources and Environment	100.0%
School of Science and Medicine	46.7%
	54.2%

Table 14: Percentage of Graduates in Graduate or Professional School Admitted to Top Three Choices

Lifelong Impact

Graduates were asked to rate themselves on a scale from one to five in the area of preparedness. These data are shown in **Figure 15**. The question asked, “**How well do you feel your LSSU degree prepared you for your work?**” A one on the scale reflected “not well prepared” and a five reflected “well prepared”. The figure contains data by School and the overall summary.

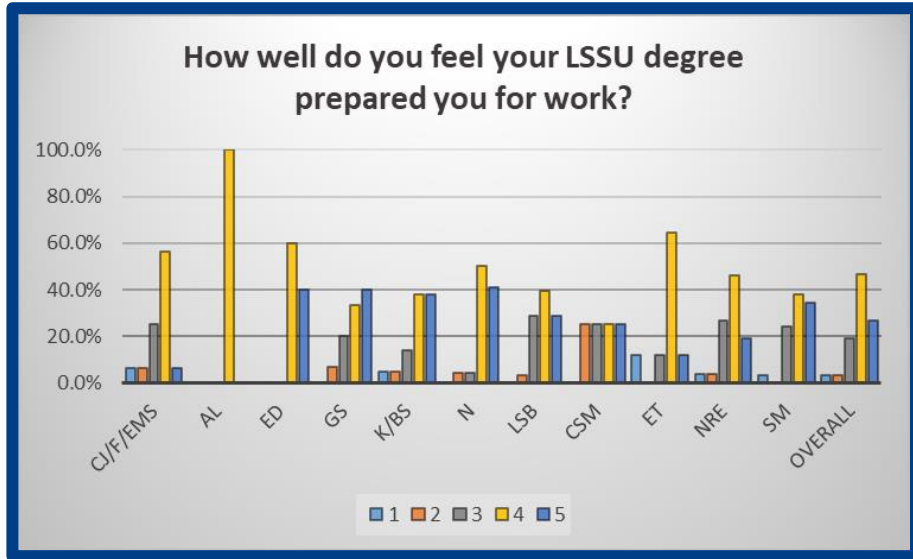


Figure 15: Preparation—Percentage of Graduates by Category

Graduates were asked to rate the impact of their education and experiences at LSSU on a scale from one to five. These data are shown in **Figure 16**. The question asked, “**How has your LSSU education and experience enhanced your life?**” A one on the scale reflected “not enhanced” and a five reflected “positively enhanced”. The figure contains data by School and the overall summary.

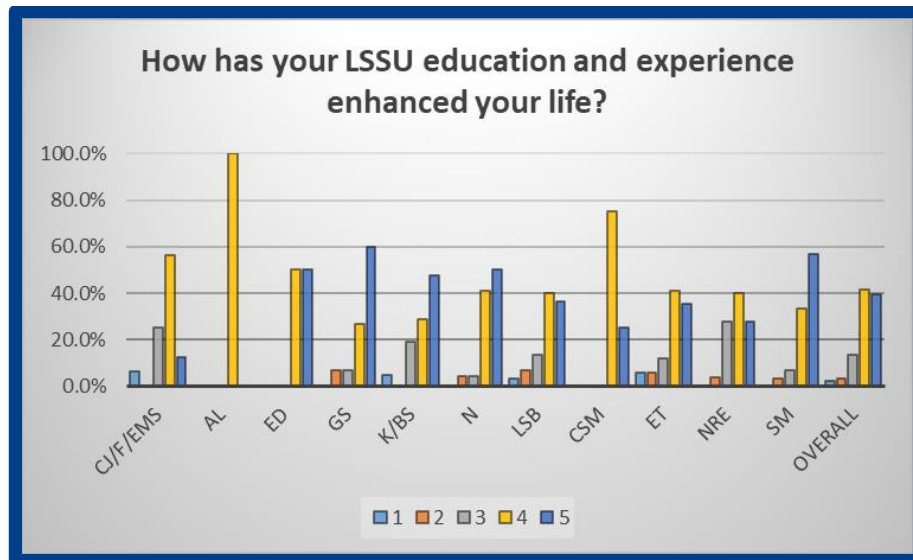


Figure 16: Enhanced Life—Percentage of Graduates by Category

Appendix A: Programs by College and School

College of Criminal Justice and Emergency Responders

School of Criminal Justice, Fire Science, and Emergency Services

Program	Degrees Conferred
Crim Jus Homeland Security-BS	16
Criminal Justice Correction-A	1
Criminal Justice Law Enforce-A	16
Criminal Justice Law Enforce-B	1
Criminal Justice-BS	41
Fire Science Generalist Cert-B	12
Fire Science Generalist Non Ce	4
Fire Science-A	3
MCOLES certificate	1
Paramedic Technology AS	9

College of Education and Liberal Arts

School of Arts and Letters

Program	Degrees Conferred
Communication-BA	2
Literature-Creative Writing-BA	3

School of Education

Program	Degrees Conferred
Early Childhood Education-A	1
Early Childhood Education-BS	9
Elementary Ed-Special Ed-BS	5
Elementary Education-BS	9
English Lang Lit Elem Ed-BA	3

School of General Studies

Program	Degrees Conferred
General Studies-BS	3
General Studies-A	30
Individualized Studies-BA	1
Individualized Studies-BS	2
Liberal Arts-AA	6

College of Health and Behavior

School of Kinesiology and Behavioral Sciences

Program	Degrees Conferred
Health Fitness Specialist-A	14
History-BS (PE)	1
Kinesiology-BS	19
Political Science-BS	3
Psychology-BS	12
Social Science-BS	2
Social Work	5
Sociology-BS (PE)	2
Substance Abuse Prev/Trtmt	1

School of Nursing

Program	Degrees Conferred
Nursing-BS	36
Nursing-Post Licensure-BS	1

College of Innovation and Solutions

Lukenda School of Business

Program	Degrees Conferred
Accounting-BS	13
Business Adm-Entrepreneurship-	3
Business Administration-A	9
Business Administration-BS	10
Business Adm-Intl Business-BS	5
Business Adm-Management-BS	5
Business Adm-Marketing-BS	4
Culinary Arts Chef-C	5
E-Marketing-C	6
Finance and Economics-BS	1

School of Computer Science and Mathematics

Program	Degrees Conferred
Computer Networking-BS	1
Computer Science-A	2
Computer Science-BS	2
Internet/Network Specialist-A	1
Mathematics-BS	1
Mathematics-Sec Teaching-BS	1

School of Engineering and Technology

Program	Degrees Conferred
BS Robotics Engineering	2
Computer Engineering-BS	4
Electrical Eng Technology-A	1
Electrical Eng Technology-BS	2
Electrical Engineering-BS	6
General Engineering-A	1
Manufacturing Eng Tech-BS	2
Mechanical Engineering-BS	10

College of Science and the Environment

School of Natural Resources and Environment

Conservation Biology-BS	13
Environmental Science-BS	5
Fisheries Wildlife Management-	24
Geographic Information Systems-C	5
Geology-BS	5
Geospatial Technology	1
Natural Resources Technology-A	3
Parks and Recreation-BS	2

School of Science and Medicine

Program	Degrees Conferred
Biochemistry	8
Biology	1
Biology Pre-Med	8
Biology Pre-Vet	2
Biology-BS	7
Cannabis Chemistry-BS	2
Cannabis Production-C	2
Cannabis Science-A	5
Chemical Technology-AS	1
Chemistry-A	3
Chemistry-BS	4
Forensic Chemistry-BS	5
Integrated Science	2
Medical Laboratory Science-BS	1
Pre-Professional Sciences	6

Appendix B: Example Employers and Job Titles

College of Criminal Justice and Emergency Responders

School of Criminal Justice, Fire Science, and Emergency Services

Employers

Challenge Manufacturing
Diane Pepler Resource Center
Gladwin County Sheriff's
Department
Jackson County, OR
Labcorp
Lansing Fire Department

Life EMS Ambulance
Michigan Department of Health and
Human Services
Michigan State Police
Sault Tribe Law Enforcement
The Orsus Group
Westland

Job Titles

Background Check Specialist
Children's Protective Services
Investigator
Firefighter/Paramedic
Juvenile Justice Specialist
Paramedic
Police Officer

Research Analyst
Road Patrol Deputy
Safety Coordinator
Trooper
Victim Advocate

College of Education and Liberal Arts

School of Arts and Letters

Employer

Group Health Centre

Job Title

Fundraising and Communications Intern

School of Education

Employers

Black Bird Child Care Center
Brimley Area Schools
Charter Schools USA
EDUStaff LLC
Escanaba Area Public Schools

JKL Bahweting Anishnabe PSA
Lowell Area Schools
St. Francis Child Development
Center
St. Ignace Area Schools

Job Titles

Fifth and Sixth Grade Math Teacher
Kindergarten Teacher
Lead Teacher
Paraprofessional

Secondary Lead
Teacher

School of General Studies

Employers

Adult Learning Systems, U.P
Black Bird Child Care Center
Delta County
Diane Pepler Resource Center
Escanaba Area Public Schools
Kathy Wilkey CPA
McLaren Northern Michigan

North Coast Provisions
Ogemaw County
Red Dog Logistics
Spectrum Health
St. Francis Child Development
Center

Job Titles

Assistant Home Manager
Chief Circuit Court Clerk
Deputy Accounting Clerk
Director of Marketing
Nurse (RN)
Receptionist

Registered Nurse
Registered Nurse
Staff Accountant
Teacher
Victim Advocate

College of Health and Behavior

School of Kinesiology and Behavioral Sciences

Employers

Adult Learning Systems, U.P
Cardiology office
Chiropractor
Dexter Wellness Center

High Gear Sports, Breath of Life
Chiropractic, and INDOM LLC
Labcorp
Ogemaw County
Sault Tribe of Chippewa Indians

Job Titles

Assistant Home Manager
Behavioral Health Counselor
Chief Circuit Court Clerk
Chiropractor Assistant
Exercise Physiologist

Fitness Specialist
Research Analyst
Sales (Functional Movement
Trainer, and CPT, CES, Owner
and Operator)

School of Nursing

Employers

Berrien County Health Department
Bronson
Forestview Psychiatric Hospital
Interlochen Center for the Arts
McLaren Northern Michigan
Munson Grayling Hospital
Munson Medical Center

MyMichigan Healthcare Center
Sault
Pine Rest Christian Mental Health
Services
Spectrum Health
Spectrum Health Butterworth
St Mary Mercy

Job Titles

Clinical and Community Health
Services Nurse Supervisor
Emergency Department
Registered Nurse
Nurse
Nurse in ICU
Psychiatric Nurse

Registered Nurse
Registered Nurse in Critical Care
Registered Nurse on the
Adolescent Unit
Rehabilitation Registered Nurse
Registered Nurse in Medical/
Surgery

College of Innovation and Solutions

Lukenda School of Business

Employers

99 Exposure
Altus
American Axle & Manufacturing
Bay View Association
Chippewa Hotel
Davis Martindale
Delta County
Diocese of Gaylord
Dynamic Resources
Earl E Byrds
Edwards Automotive
Embers Credit Union
Great Lakes Fine Cabinetry
Great Lakes First Federal Credit
Union
Isabella Bank
Kathy Wilkey CPA
Lake Superior State University

Little Buoy Bakery LLC
Marquette-Alger RESA
Maxs South Seas Hideaway
McLaren Northern Mi
Meijer
MVP Disc Sports
Panera Bread
Peninsula Federal Credit Union
Plante Moran
Self-Employed
Stafford's Hospitality
Superior Insurance Agency
The Highlands at Harbor Springs
Toto Tax Solutions, Toto Kleening, &
Suzy D's Gourmet Sweets
US Army Corp of Engineers
Western Great Lakes Pilots
Association

Job Titles

Account Manager/Sales	Human Resources Director
Accountant	Kitchen Manager (Culinary)
Accounting Analyst	Line Cook (Culinary)
Accounting Associate	Loan Officer
Annual Fund and Athletic Development Director	Management
Associate	Operations Associate
Assurance Staff	Owner
Baker (Culinary)	Project Coordinator
Campaign Manager	Pupil Accounting Auditor/SCECH Coordinator
Credit Analyst	Sales
Deputy Accounting Clerk	Server, Community Ambassador (Culinary)
Digital Marketing Services	Skier Services
E-Commerce Specialist	Staff Accountant
Facility Service Assistant	Teller/bookkeeping
Financial Analyst	

School of Computer Science and Mathematics

Employers

Cambium Analytica
Central Savings Bank
EUPISD
St. Ignace High School

Job Titles

Data Scientist
IT Specialist
Math and Physics Teacher

School of Engineering and Technology

Employers

4D Systems LLC	Michigan Automotive Compressor Inc.
Acme	Mission Design & Automation
AMT	Nexteer Automotive
Cloverland Electric Cooperative	Pre-Tec
Continental Automotive Systems, Inc.	Stryker
Control System Integrators	United States Patent & Trademark Office
DEKA research and development	US Army DEVCOM C5ISR Center
KBR	UTAC
LG Energy Solution	

Job Titles

Automation Engineer
Controls Engineer
Digital Signal Processing Engineer
Electrical Engineer
Electronic Technician
Facilities Engineer
Hardware Electrical Engineer
Mechanical Engineer

Patent Examiner
Production Engineer
Segmentation Technician
Software Engineer
Systems Engineer
Test Engineer
Testing Technician
Vehicle Test Engineer

College of Science and the Environment

School of Natural Resources and Environment

Employers

Flying A Ranch
Greenix Pest Control
Kalamazoo County Environmental
Health
Lake Superior State University
Little River Band of Ottawa Indians
LSSU CFRE
Mackinac Environmental
Technology
Manifest Consulting Group
MI DNR
National Park Service
Ohio DNR
Prairie Island Indian community

Prince William Sound Aquaculture
Corporation
Rescom Environmental Corp
Southern Sierra Research Station
Texas Commission of Environmental
Quality
The University of Nebraska at
Kearney & The Nebraska Game
and Parks Commission
USDA Forest Service- Hiawatha
National Forest
USGS
Van Buren Cass District Health
Department

Job Titles

Community Volunteer Ambassador
Conservation Reserve Program
Specialist
Creel Clerk
Environmental Health Specialist
Environmental Investigator
Environmental Scientist
Environmental Technician
Field Technician
Fisheries Technician
Forestry Suppression Technician
(Wildland Firefighter)

Graduate Teaching/Research
Assistantship
Hatchery Technician
Hydro Technician
Michigan Civilian Conservation Corp
Crew Member
Ranch Hand/Hunting Guide
Research Technician
Service Technician
Wildlife Field Technician

School of Science and Medicine

Employers

Ascension Health
Beaumont Hospital
Cambium Analytica
Cross Technologies Group
Dr. Mawri's Medical Clinics
Emergent Biosolutions
Great Lakes Water Authority
IFF
Kinross Veterinary Center
Labcorp
Lake Superior State University

MetroEHS Pediatric Therapy
Michigan Department of Natural
Resources
Munson Medical Center
North Coast Provisions
Orchard Laboratories
Paragon Laboratories
Polk County School District
Prairie Seeds Academy
Qiagen/Aerotek
Shopper's Drug Mart Pharmacy

Job Titles

Analytical Technologist
Chemical Lab Technician
Chemist II
Creel Clerk
Data Scientist
High School Science Teacher
Laboratory Scientist
Laboratory Technician
Medical Assistant
Nursing Assistant

Pharmacy Technician
Phlebotomist
QC Test Technician 1
Receptionist
Registered Behavioral Technician
Research Analyst
Senior Research Associate
Seventh Grade Science Teacher
Veterinary Assistant
Water Quality Investigator

Appendix C: Example Graduate of Professional Schools Reported

College of Education and Liberal Arts

School of Education

Concordia University
Michigan State University
Northern Michigan University

School of General Studies

Grand Canyon University
Michigan State University

College of Health and Behavior

School of Kinesiology and Behavioral Sciences

Ashland University
Belmont University
Central Michigan University
Heidelberg University
Logan University
Northern Michigan University
Northwestern Health Sciences University
Ontario Tech University
Texas Chiropractic College
University of Michigan
University of Toledo College of Law

School of Nursing

Davenport University

College of Innovation and Solutions

Lukenda School of Business

Canisius College
Central Michigan University
Northern Michigan University
University of Michigan Flint
University College Dublin

School of Computer Science and Mathematics

Sam Houston State University
Savannah College of Art and Design
University of Florida

School of Engineering and Technology

Worcester Polytechnic Institute
University of Michigan

College of Science and the Environment

School of Natural Resources and Environment

The University of Nebraska at Kearney
University of Denver
University of Tulsa

School of Science and Medicine

CTS Canadian Career College
Michigan State University (MSUCOM)
Michigan State University College of Human Medicine
Michigan State University College of Veterinary Medicine
Michigan Technological University
Tulane University
University of Cincinnati
University of Florida
University of Saint Joseph