



Charter Schools Report
November 22, 2024

Agenda Item #1: Charter Schools Dashboard Metric

Information

Action

Discussion

Purpose:

The purpose of this information is to provide key statistics related to Charter Schools.

Background:

N/A

Suggested Action/Motion:

None

President's Recommendation:

N/A

	2020-21	2021-22	2022-23	2023-24	2024-25	Current Status/Trend	Notes
LSSU Authorized Academies	21	21	21	19	19	↔	26 total sites
LSSU Authorized Academies Enrollment	9,252	9,248	9,048	8,828	8,950	↑	Estimated Fall Enrollment Counts
Academy Compliance Percentages (Epicenter Database On time/Accurate)	95/98	89/97	89/97	90/97	---	↔	Over 2,300 documents submitted
Authorizer Accreditation (Cognia) Assurance and Verifications	--	Accredited	-----	----	Valid to 2027	↔	A&V completed by MDE and MCCSA
LSSU 3% Oversight Revenue in 3% Fund	\$2,490,784	\$2,575,224	\$2,712,556	\$2,986,075	\$2,750,000	↓	Projected 3% Revenue for FY25
Transfer to General Fund from 3% Fund	\$1,108,334	\$950,000	\$1,500,000	\$1,100,000	\$1,100,000	↔	Projected Budget Transfer to GF for FY25
Ending Fund Balance in 3% Funds	\$543,028	\$963,637	\$552,879	\$576,021	---	↑	Projected Fund Balance
Charter School Office Expenditures	\$1,125,503	\$1,091,685	\$1,271,357	\$1,126,695	\$1,400,000	↑	Projected Budgeted Expenditures
Outreach/Camps Participation Numbers	165	613	701	1,430	--	↑	Camps, CFRE, Shows, Outreach
Former Charter School Students attending LSSU	22	26	12	5	11	↑	
Dual /Concurrent Enrollment students from Charters taking LSSU classes	152	81	114	73	30	↓	2 Academies Fall Numbers
Professional Development Offerings to Academy Boards on quality Governance and Oversight	9 Webinars	12 Webinars	10 Webinars	5 Webinars 5 On Demand 5 Face to Face	9 Webinars 5 On Demand 5 Face to Face	↑	Partnering with MCCSA on Webinar Series Regional PD
Professional Development Offerings to Academy Staff	25+ Sessions	25+ Sessions	25+ Sessions	25+ Sessions	25+ Sessions	↔	Administration retreat in July
Chartering Laker Scholarship	\$5,500	\$6,500	\$6,000	\$7,000	\$4000	↑	Fall Semester Amount

* The Charter Schools Office has no reauthorizations for the 24-25 school year.



Charter Schools Report
November 22, 2024

Agenda Item #2: Academic Support Dashboard

Information

Action

Discussion

Purpose:

The purpose of this information is to provide key statistics related to Charter Schools.

Background:

N/A

Suggested Action/Motion:

None

President's Recommendation:

N/A

LSSU Charter Schools

SCHOOL INDEX SUMMARY


Category Classifications

Support Category	Support Category Full Name	Entrance Criteria	Frequency/Duration of Support Category
CSI	Comprehensive Support and Improvement	<ul style="list-style-type: none"> School has an overall index value in the bottom 5% OR School has a 4-year graduation rate of 67% or less OR School was in a CSI cohort and did not exit CSI OR School was in an ATS cohort and did not exit ATS 	3 years
ATS	Additional Targeted Support	School has both: (1) One or more student subgroups in the bottom 25% of each applicable component (2) AND one or more student subgroups in the bottom 5% overall	6 years
TSI	Targeted Support and Improvement	School has at least one student subgroup at or below bottom 25% for each applicable component	Yearly

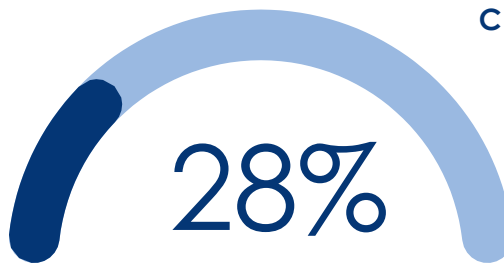
Notable Statistics



THERE ARE 255 SCHOOL DISTRICTS ON THE CSI LIST, OF THAT 28% ARE CHARTER SCHOOLS.

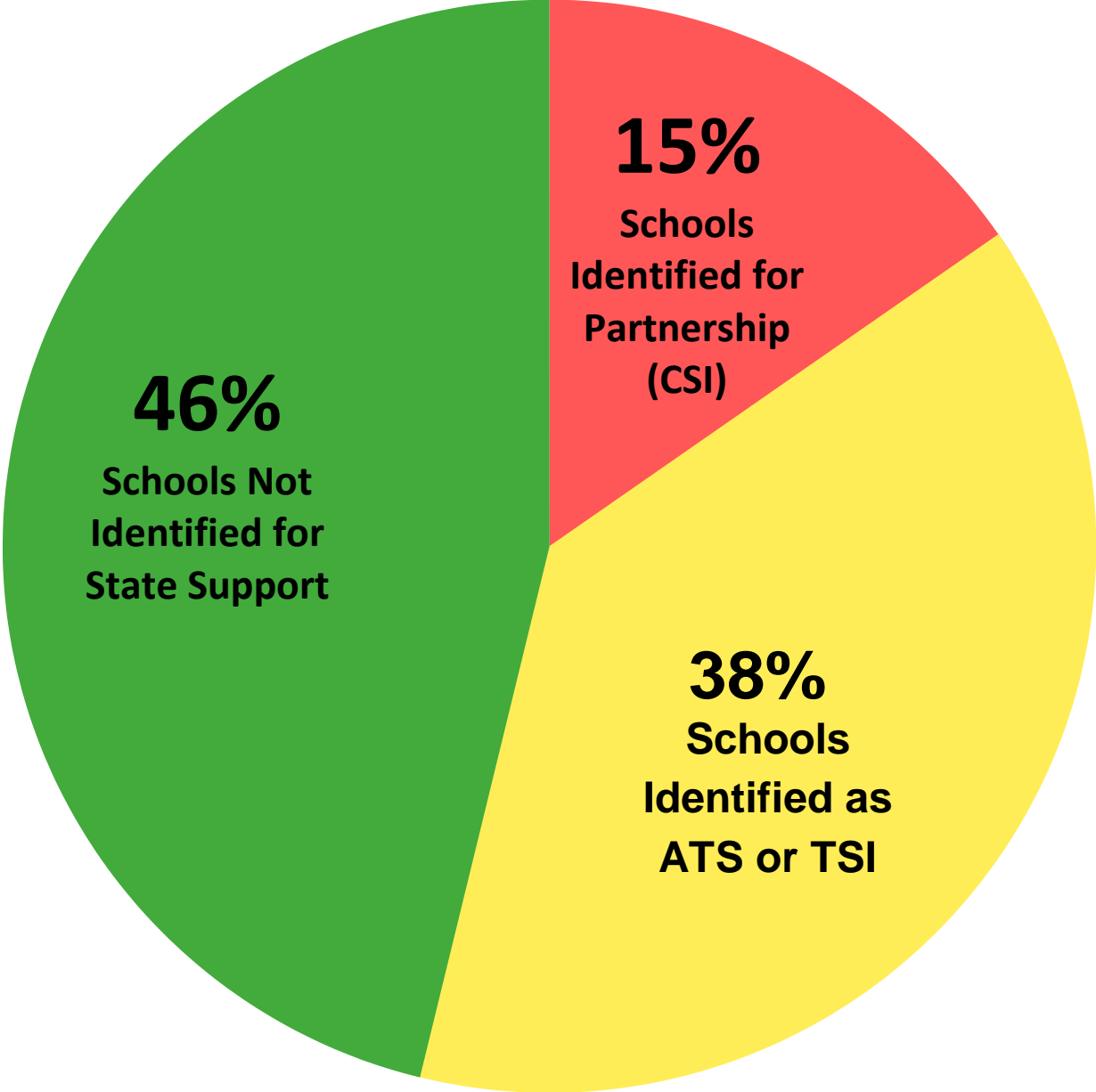


THERE ARE 138 SCHOOL DISTRICTS ON THE TSI LIST, OF THAT 10% ARE CHARTER SCHOOLS.



THERE ARE 68 SCHOOL DISTRICTS ON THE ATS LIST, OF THAT 28% ARE CHARTER SCHOOLS.

LSSU Portfolio Index Reporting



2024-2025 LSSU CSO Support Dashboard

District-Campus	MDE Support Category	Support Notes & Accomplishments
Bay City Academy- Bay City	General Support- No Specific State Required Plan	30 tenth graders came to LSSU for a campus visit, CFRE & Kinesiology Activities, and Financial Literacy activities with LFCU.
Bay City Academy- North Central	General Support- No Specific State Required Plan	15 students attended campus for activities and a Career Pathways event sponsored by LFCU.
Concord Academy Boyne	General Support- No Specific State Required Plan	
Concord Academy Petoskey	General Support- No Specific State Required Plan	The Laker Hockey Team spent a morning with students at the academy participating in reading buddies, discussions about student-athletes, and Laker Superior State University as an option for the future.
DeTour Arts & Technology Academy	General Support- No Specific State Required Plan	
Grand Traverse Academy	General Support- No Specific State Required Plan	Michelle Floering dropped the puck at the LSSU Laker Hockey Game in Traverse City, MI on November 16.
Innocademy Allegan	General Support- No Specific State Required Plan	
Innocademy Zeeland	General Support- No Specific State Required Plan	A new community partnership with Arbor Circle has been established to support young families through sessions at the academy.
Regent Park Academy	General Support- No Specific State Required Plan	
Ridge Park Academy	General Support- No Specific State Required Plan	Olympic bronze medalist Alena Olsen conducted an all school assembly in September focusing on Wisdom. 55% of cohort students scored proficient in math and reading. Within this cohort 25% of the student body has limited language skills and 91% are free/reduced lunch.
Tipton Academy- Grades PreK-3	General Support- No Specific State Required Plan	
Way Academy- Chicago Campus	General Support- No Specific State Required Plan	Student Quote that was shared about program: Centric Learning has been an excellent choice for me, offering a flexible and student-centered approach to education. I would highly recommend Centric Learning to other students who are motivated to take control of their education and want to finish school on their own terms. The program's adaptability to individual needs and the supportive staff make it a standout option for those seeking a customized learning experience. Centric Learning has not only helped me achieve my academic goals but has also made the learning process much more enjoyable and manageable.

District-Campus	MDE Support Category	Support Explanation	Support Notes & Progress
ATA	Additional Targeted Support	Students w/ disabilities bottom 5%	ATA has completed an audit of its Special Education program and is working to overhaul it completely. On track.
AIA- Upper Elementary	Additional Targeted Support	Black/African students bottom 5%	The CSO is working with Administration to provide instructional coaching for Tier 2 & 3 teachers within this building.
DSLAs- Main Campus	Additional Targeted Support	Students w/ disabilities bottom 5%	District currently has 15 teachers enrolled in LETRS (science of reading training offered through MDE).
Momentum	Additional Targeted Support	Black/African students bottom 5%	Academy is working with local ISD for targeted area. The LSSU CSO will support when needed.
Tipton- 4-8 grades	Additional Targeted Support	Students w/ disabilities bottom 5%	Has completed an audit of its Special Education program and is making changes in areas identified as needing improvement. On track.
Charlton Heston	Targeted Support & Improvement	Students with disabilities bottom 25%	Academy is working with local ISD for targeted area. CHA received a \$175,000 "Grow your own" grant from the MDE for supporting teacher certification.
DSLAs- Redford Campus	Targeted Support & Improvement	Black/AA & Econ. Dis. Subgroups bottom 25%	Implementing rest of MDE district initiatives with DSLAs – Oakpark and DSLAs – Main Campus
iCademy	Comprehensive Support & Improvement	Unimproved proficiency	High school Capstone trip to LSSU campus the first week of October. Very high performer prior to Covid. No plan of development required by the state. On track.
WAY- Vernor Campus	Comprehensive Support & Improvement	Index bottom 5% and graduation rate	Alternative HS whose students' were off track for graduation. District is on track per the MDE.
WAY- Flint Campus	Comprehensive Support & Improvement	Graduation rate	Alternative HS whose students' were off track for graduation. District is on track per the MDE.

District-Campus	MDE Support Category	Support Explanation	Support Notes & Progress
DSLAI- Oak Park Campus	Comprehensive Support & Improvement	Index bottom 5%	Large increase in Index Score largely in part to their academic growth and their increase in testing participation. While their growth scores are greatly increased their proficiency still has growth to make. 18 month check-in with MDE was October 2, 2024.
Macomb Montessori	Comprehensive Support & Improvement	Index bottom 5%	MMA has made huge strides in their overall Index scores, greatly increased attendance, and reduced major behavioral incidents almost to zero. They have put in place a support system for teachers to deliver high-quality Tier 1 instruction daily; the leadership team members are steadily sharpening how to clearly articulate instructional expectations to teachers and provide constructive feedback. Dr. Teasley encouraged documentation of this teacher support system and future consideration of participation in the Michigan Department of Education's Grow Your Own (GYO) Grant. While their growth scores are greatly increased their proficiency still has growth to make. 18-month check-in will be December 9, 2024.
AIA- Lower Elementary	Comprehensive Support & Improvement	Index bottom 5%	The CSO is working with Administration to provide instructional coaching for Tier 2 & 3 teachers. 18-month check-in with MDE will be October 28, 2024.
AIA- MS/HS	Comprehensive Support & Improvement	Index bottom 5%	The CSO is working with Administration to provide instructional coaching for Tier 2 & 3 teachers. 18-month check-in with MDE will be October 28, 2024



Charter Schools Report
November 22, 2024

Agenda Item #3: 2023-2024 Annual Report (See Appendix I)

Information

Action

Discussion

Purpose:

The purpose of this information is to provide key statistics related to Charter Schools.

Background:

N/A

Suggested Action/Motion:

None

President's Recommendation:

N/A



Charter Schools Report
November 22, 2024

Agenda Item #4: Charter Schools Board Member Appointments

Information

Action

Discussion

Purpose:

The purpose of this action is to appoint or reappoint members of the Board of Directors of public school academies.

Background:

The process for appointment and reappointment of members of the Board of Directors of public school academies includes the following steps:

1. The applications of individuals for appointment to the Board of Directors are considered by the Board of Directors who nominate individuals by Board vote for open positions;
2. Background checks are conducted by the Charter Schools Office (CSO);
3. Interviews by CSO staff members are conducted with applicants for appointment; applicants for reappointment are not interviewed; and
4. Applicants are recommended to the Board of Trustees for appointment by the CSO and University President.

The following individuals have been nominated by the Board of Directors, background checks have been completed, and the candidates for appointment have been interviewed or will be interviewed before they are sworn in and U.S. citizenship has been verified.

Those individuals with an * received an approved exigent appointment from the LSSU Board of Trustees President.

Ascend Academy:

John Hirsch nominated for an appointment with a term expiring on June 30, 2027.

Bay City Academy:

Lynne Vlk nominated for an appointment with a term expiring on June 30, 2026.

Concord Academy Petoskey:

Ryan Cottrell nominated for an appointment with a term expiring on June 30, 2028.

Grand Traverse Academy:

Joshua Jacobson nominated for an appointment with a term expiring on June 30, 2027.

iCademy:

Elizabeth Mullens nominated for an appointment with a term expiring on June 30, 2027.

Macomb Montessori Academy:

John Marks III nominated for an appointment with a term expiring on June 30, 2026.

Suggested Action/Motion:

The President recommends the appointment of the nominees to the respective Board of Directors for the terms listed.

President's Recommendation:

Approval of the appointment of the nominees to the respective Board of Directors for the terms listed.



Charter Schools Report
November 22, 2024

Appendix I: Charter Schools Annual Report

Information

Action

Discussion

Purpose:

The purpose of this information is to provide the Charter Schools Annual Report.

Background:

N/A

Suggested Action/Motion:

None

President's Recommendation:

N/A



ANNUAL REPORT



LSSU
CHARTER
SCHOOLS

2023-2024



LAKE SUPERIOR
STATE UNIVERSITY
CHARTER SCHOOLS



2023-2024

LAKE SUPERIOR STATE UNIVERSITY

Charter Schools Office

**Lake Superior State University Authorized Charter Schools
2023-2024**

Advanced Technology Academy

Authorized: 1999 Contract Expiration: 2029
Location: 4800 Oakman Boulevard, Dearborn
Grade Levels: K-12 Enrollment: 1215
Director: Kaye LaGreca Board President: Steven Borich
Management Company: Technical Academy Group
3% Monies: \$412,410

American International Academy

Authorized: 2011 Contract Expiration: 2028
Location: 300 Henry Ruff Road, Westland
 27100 Avondale, Inkster
 28955 Rosewood, Inkster
Grade Levels K-12 Enrollment: 595
Director: Thomas White Board President: Peter Stockmann
Management Company: Midwest Management
3% Monies: \$207,237

Bay City Academy

Authorized: 2011 Contract Expiration: 2028
Location: 301 N. Farragut St, Bay City
 5055 Corey Rd, Mancelona
Grade Levels: K-12 Enrollment: 538
Director: Brian Lynch Board President: Lena Jankowiak
Management Company: Mitten Educational Management
3% Monies: \$185,991

Charlton Heston Academy

Authorized: 2012 Contract Expiration: 2027
Location: 1350 N. St. Helen Rd., St Helen
Grade Levels: K-12 Enrollment: 756
Director: David Patterson Board President: Veronica Bridson
Management Company: Midwest Management Group
3% Monies: \$265,234

Concord Academy-Boyne

Authorized: 2000 Contract Expiration: 2029
Location: 401 East Dietz Road, Boyne City
Grade Levels: K-12 Enrollment: 99
Director: Rebecca Leist Board President: Jeffrey Derenzy
Management Company: Midwest Management Group
3% Monies: \$32,010

Concord Academy-Petoskey

Authorized: 2000 Contract Expiration: 2028
Location: 2468 Atkins Rd., Petoskey
Grade Levels: K-12 Enrollment: 141
Director: Kali McNamara Board President: Shawna Messing
Management Company: Lakeshore Educational Management
3% Monies: \$47,431

DeTour Arts & Technology Academy

Authorized: 2013 Contract Expiration: 2030
Location: 202 S. Division St, DeTour Village
Grade Levels: K-12 Enrollment: 126
Director: Robert Vaught Board President: Susan Rhinard
Management Company: DeTour Public Schools
3% Monies: \$25,289

Detroit Service Learning Academy

Authorized: 1999 Contract Expiration: 2026
Location: 21605 W. Seven Mile Rd., Detroit
 25940 Grand River Ave, Redford
 27100 Marlow St., Oak Park
Grade Levels: K-8 Enrollment: 1,495
Director: DeAngelo Alexander Board President: Orlando Woods
Management Company: Elite School Management
3% Monies: \$521,783

Grand Traverse Academy

Authorized: 1999 Contract Expiration: 2028
Location: 1245 Hammond Rd., Traverse City
Grade Levels: K-12 Enrollment: 799
Director: Michelle Floering Board President: Lorien Hansen
Management Company: Access Point/Rehman Group
3% Monies: \$244,249

iCademy (Cyber School)

Authorized: 2013 Contract Expiration: 2028
Location: 8485 Homestead Dr., Zeeland
Grade Levels: K-12 Enrollment: 228
Director: Reid Nichols Board President: Deb Veenstra
Management Company: IES- Innovative Education Services
3% Monies: \$73,138

Innocademy

Authorized: 2012 Contract Expiration: 2027
Location: 8485 Homestead Dr., Zeeland
Grade Levels: K-8 Enrollment: 270
Director: Jessenia Martinez Board President: Laurel Schmitt
Management Company: IES- Innovative Education Services
3% Monies: \$89,579

Innocademy-Allegan

Authorized: 2014 Contract Expiration: 2029
Location: 2611 56th Street, Fennville
Grade Levels: K-8 Enrollment: 95
Director: Erin Wyma Board President: Jody Vogelzang
Management Company: IES- Innovative Education Services
3% Monies: \$32,256

Macomb Montessori Academy

Authorized: 2012 Contract Expiration: 2028
Location: 14057 E. 9 Mile Rd., Warren
Grade Levels: K-6 Enrollment: 238
Director: Shanina Draughn Board President: Jennifer Johnson
Management Company: Choice Schools
3% Monies: \$93,079

Momentum Academy

Authorized: 2013 Contract Expiration: 2028
Location: 60 S Lyon St, Waterford
Grade Levels: K-6 Enrollment: 216
Director: Katie Alexander Board President: Robert Terwilliger
Management Company: Romine Group
3% Monies: \$75,544

Regent Park Scholars Academy

Authorized: 2011 Contract Expiration: 2026
Location: 15865 E. Seven Mile Rd., Detroit
Grade Levels: K-8 Enrollment: 698
Director: Crystal Byse Board President: Barbara Bates
Management Company: National Heritage Academies
3% Monies: \$238,777

Ridge Park Charter Academy

Authorized: 1998 Contract Expiration: 2028
Location: 4120 Camelot Ridge Dr., Grand Rapids
Grade Levels: K-8 Enrollment: 507
Director: Hector Ulloa Board President: Lateefah Gofoe
Management Company: National Heritage Academies
3% Monies: \$166,353

Tipton Academy

Authorized: 2012 Contract Expiration: 2030
Location: 1615 Belton, Garden City
 29205 Florence, Garden City
Grade Levels: K-8 Enrollment: 512
Director: Kyle Lackey Board President: Scott Winiger
Management Company: Romine Group
3% Monies: \$170,526

WAY Academy Detroit

Authorized: 2012 Contract Expiration: 2027
Location: 8701 West Vernor, Detroit
 19321 West Chicago, Detroit
Grade Levels: 7-12 Enrollment: 200
Director: Isaiah Pettway Board President: Michael Murray
Management Company: WAY-Widening Advancement for Youth
3% Monies: \$67,218

WAY- Flint

Authorized: 2013 Contract Expiration: 2028
Location: 817 E. Kearsley, Flint
Grade Levels: 7-12 Enrollment: 100
Director: Isaiah Pettway Board President: Howard Buetow
Management Company: WAY-Widening Advancement for Youth
3% Monies: \$31,062

Total 3% Funds: \$2,986,075
Total Enrollment for 2023-24 (Fall Count): 8,828
Total High School Students (Grades 9-12): 1,625
Total Seniors: 336

Academy Portfolio Demographics:

Ethnicity:

54% African American or Black

32% White

10% Hispanic or Latino

3% Multi Racial

1% Native American or Alaska Native

9% Special Education

10% Limited English Proficiency

73%- Free or Reduced Lunch

3% Monies:

General Fund Transfer: \$1,100,000

Authorizer Board Member Video (Collaboration between the National Charter School Institute, the Michigan Department of Education, and the Michigan Council of Charter School Authorizers (Click on or copy link below)

[Introductory Video for Authorizer Board Members](https://vimeo.com/466734732/b814d2d451)

<https://vimeo.com/466734732/b814d2d451>

Concurrent/Dual Enrollment Figures for LSSU Charters

Term	Fall 2023	Spring 2024
# of Academies Participating	2	2
# of Students Participating	36	37

Charter School Summer Camps/Fine Arts Shows/CFRE/Outreach

Academic Year	2023-2024
Charter School Camps	7
# of Students Participating	251
Fine Arts Shows	249
CFRE Presentations	870
Other Outreach	53

Charter School Graduates Admitted with Charter School Guarantee

Academic Year	2023-2024	2024-2025
Charter School Graduates Admitted to LSSU	5	TBD

CFRE Charter School Report Summary

July, 2023 - June, 2024

Center for Freshwater Research and Education Student and Teacher Support

Interactions Overview

Description	Data	Notes/Comments
Total Schools Involved	6	Bay City Academy students had two interactions with CFRE and one visit from five board members. Four additional schools participated in CFRE programs during LSSU campus visits. In July 2023, seven programs were done at Regent Park Scholars for summer school students (grades K-8).
Number of Academy Contact Days	7	Bay City Academy experienced two types of interactions (at school and LSSU campus visit).
Number of school programs	18	Within a school day or multi-day visit, multiple groups/programs might run based on age/topic
Total Student Interactions	~330	Includes interactions with 28 students from Bay City Academy (BCA) during both in-school, and LSSU campus visits.
Number of Teacher Planning or Professional Development (PD) interactions	8	Two teachers participated in professional development funded by two grants awarded to CFRE from Michigan Invasive Species Grant Program (MISGP) and Michigan Department of Environment Great Lakes and Energy (EGLE). More information is below.
Adult interactions	54	5 Bay City Academy board members visited CFRE for a custom tour. Additional adults included parents, chaperones, administrators, and other teachers during school visits and at LSSU.

Interaction Details

Student count: Total ~330 (includes student count for multiple visits)

- July 2023, Regent Park Scholars Summer School: **70 students**; ~17 adults; 7 programs
- Academic year 2023-24, in-school visit (Bay City Academy): **132 students**, 2 adults, 6 programs
- April, May, June 2024 Campus visits: **127 students**; 32 adults; 5 schools; 5 programs

Notes:

- **Four new** school programs were developed to take on the road to Bay City Academy (fall 2023) and Regent Park Scholars (2024 summer school).
 - These four programs allow students in each grade to experience unique programs during annual visits from CFRE.
 - The programs focus on 1st, 2nd, 7th/8th, and 9th grades and can now be used for future charter school programs on the road and during LSSU campus visits.
- **Three new** programs were developed for LSSU spring campus visits.
 - Two programs accommodate schools that visit annually with students from two grade levels.
 - These programs allow for a 2-year cycle with Ridge Park 7th and 8th grade students and Innocademy Allegan 3rd and 4th grade students.
 - To support Mr. Caleb Wagar's implementation of project-based learning, a unique program was designed for North Central Academy's LSSU campus visit that focused on developing native gardens using CFRE's rain gardens as a template.
 - This program provided activities before, during, and after the LSSU campus visit for NCA students to learn about and prepare designs for future planting of native gardens around North Central Academy's property in order to build healthy habitat for native species.

Teacher planning and school support: 7 adults (information below)

- Two teachers participated in 5 professional development sessions funded by two grants awarded to CFRE from Michigan Invasive Species Grant Program (MISGP) and Michigan Department of Environment Great Lakes and Energy (EGLE).
 - Included with the above professional development were class supplies for each school to support instruction for environmental education, water quality, and invasive species project-based learning.
 - In addition, North Central Academy received \$500 for project start-up funds from CFRE's MISGP education grant award. This funding will support Mr. Caleb Wagar (NCA secondary science/STEM teacher) and his students as they implement a school project focused on invasive species prevention and mitigation.
 - Mr. Wagar provided input for the new garden program development to support his MISGP project and implemented the in-class portions before and after the campus visit.
 - Ms Liz Shea (BCA secondary science teacher) worked in partnership with Ms Beth Christiansen to design two new programs to support CFRE's annual visit to Bay City Academy in order for each grade level to have a unique learning experience each year that supports their science curriculum.
 - Five members of Bay City Academy's board of directors visited CFRE for a tour during summer 2023 to learn of experiences CFRE can offer their students.
-

LSSU undergraduate student support:

Three LSSU CFRE undergraduate employees supported the May and June campus visits. They built skills to share knowledge gained through LSSU courses to facilitate experiential learning for elementary through high school students. These student employees are true ambassadors for LSSU and represent what it means to be a Laker.
