



Charter Schools Report
February 21, 2025

Agenda Item #1: Charter Schools Dashboard Metric

Information

Action

Discussion

Purpose:

The purpose of this information is to provide key statistics related to Charter Schools.

Background:

N/A

Suggested Action/Motion:

None

President's Recommendation:

N/A

	2020-21	2021-22	2022-23	2023-24	2024-25	Current Status/Trend	Notes
LSSU Authorized Academies	21	21	21	19	19	↔	26 total sites
LSSU Authorized Academies Enrollment	9,252	9,248	9,048	8,828	8,950	↑	Estimated Fall Enrollment Counts
Academy Compliance Percentages (Epicenter Database On time/Accurate)	95/98	89/97	89/97	90/97	---	↔	Over 2,300 documents submitted
Authorizer Accreditation (Cognia) Assurance and Verifications	--	Accredited	-----	----	Valid to 2027	↔	A&V completed by MDE and MCCSA
LSSU 3% Oversight Revenue in 3% Fund	\$2,490,784	\$2,575,224	\$2,712,556	\$2,986,075	\$3,101,000	↓	Projected 3% Revenue for FY25
Transfer to General Fund from 3% Fund	\$1,108,334	\$950,000	\$1,500,000	\$1,100,000	\$1,100,000	↔	Projected Budget Transfer to GF for FY25
Ending Fund Balance in 3% Funds	\$543,028	\$963,637	\$576,021	\$1,146,616	---	↑	Projected Fund Balance
Charter School Office Expenditures	\$1,125,503	\$1,091,685	\$1,271,357	\$1,126,695	\$1,450,000	↑	Projected Budgeted Expenditures
Outreach/Camps Participation Numbers	165	613	701	1,430	--	↑	Camps, CFRE, Shows, Outreach
Former Charter School Students attending LSSU	22	26	12	5	11	↑	
Dual /Concurrent Enrollment students from Charters taking LSSU classes	152	81	114	73	30/17	↓	2 Academies Fall/Spring Numbers
Professional Development Offerings to Academy Boards on quality Governance and Oversight	9 Webinars	12 Webinars	10 Webinars	5 Webinars 5 On Demand 5 Face to Face	9 Webinars 5 On Demand 5 Face to Face	↑	Partnering with MCCSA on Webinar Series Regional PD
Professional Development Offerings to Academy Staff	25+ Sessions	25+ Sessions	25+ Sessions	25+ Sessions	25+ Sessions	↔	Administration retreat in July
Chartering Laker Scholarship	\$5,500	\$6,500	\$6,000	\$7,000	\$4000	↑	Fall Semester Amount

* The Charter Schools Office has no reauthorizations for the 24-25 school year.



Charter Schools Report
February 21, 2025

Agenda Item #2: Academic Support Dashboard

Information

Action

Discussion

Purpose:

The purpose of this information is to provide key statistics related to Charter Schools.

Background:

N/A

Suggested Action/Motion:

None

President's Recommendation:

N/A

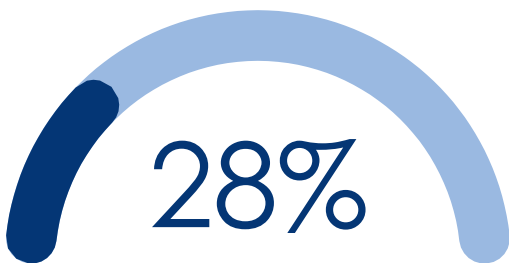
LSSU Charter Schools

SCHOOL INDEX SUMMARY

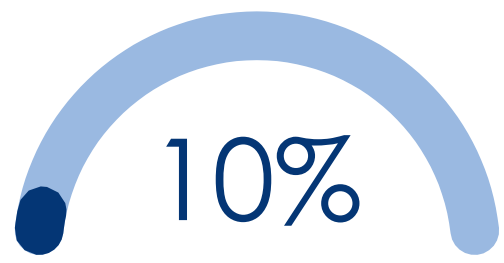
Category Classifications

Support Category	Support Category Full Name	Entrance Criteria	Frequency/Duration of Support Category
CSI	Comprehensive Support and Improvement	<ul style="list-style-type: none"> School has an overall index value in the bottom 5% OR School has a 4-year graduation rate of 67% or less OR School was in a CSI cohort and did not exit CSI OR School was in an ATS cohort and did not exit ATS 	3 years
ATS	Additional Targeted Support	School has both: (1) One or more student subgroups in the bottom 25% of each applicable component (2) AND one or more student subgroups in the bottom 5% overall	6 years
TSI	Targeted Support and Improvement	School has at least one student subgroup at or below bottom 25% for each applicable component	Yearly

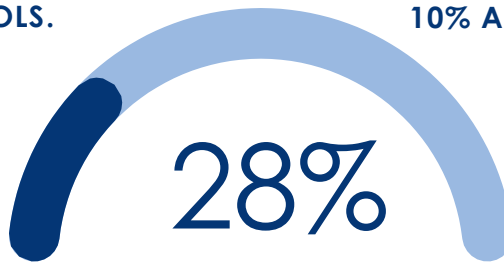
Notable Statistics



THERE ARE 255 MICHIGAN SCHOOL DISTRICTS ON THE CSI LIST, OF THAT 28% ARE CHARTER SCHOOLS.



THERE ARE 138 MICHIGAN SCHOOL DISTRICTS ON THE TSI LIST, OF THAT 10% ARE CHARTER SCHOOLS.



THERE ARE 68 MICHIGAN SCHOOL DISTRICTS ON THE ATS LIST, OF THAT 28% ARE CHARTER SCHOOLS.

LSSU Portfolio Index Reporting

